



Collide

DESIGN
Paolo Dell'Elce
2015 - 2017

Interamente realizzata in alluminio, offre un'emissione di luce indiretta ed è utilizzabile sia a parete che a soffitto. La sua forma rappresenta una naturale estensione delle sorgenti luminose utilizzate: uno, due o tre circuiti LED circolari a tensione di rete.

Entirely made of aluminium, this lamp emits indirect light and can be mounted both on a wall and the ceiling. Its shape represents a natural extension of the light sources used: one, two or three circular LED circuits with mains voltage.

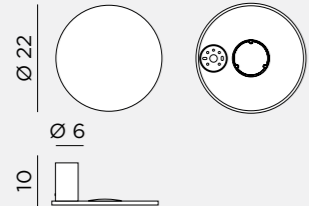
DE Vollständig aus Aluminium realisiert. Strahlt indirektes Licht ab und kann sowohl an der Wand als auch an der Decke installiert werden. Ihre Form spiegelt auf natürliche Weise die verwendeten Lichtquellen wider: ein, zwei oder drei kreisrunde LED- Kreise mit Netzspannung.

FR Entièrement formée d'aluminium, présente une émission de lumière indirecte et peut être utilisée aussi bien au plafond que sur le mur. Sa forme représente un prolongement naturel des sources lumineuses utilisées : un, deux ou trois circuits LED circulaires à la tension du réseau.

ES Realizada totalmente de aluminio, ofrece una iluminación indirecta y puede utilizarse tanto en la pared como en el techo. Su forma representa una extensión natural de las fuentes luminosas utilizadas: uno, dos o tres circuitos de LEDs circulares de tensión de red.



H0 ceiling / wall



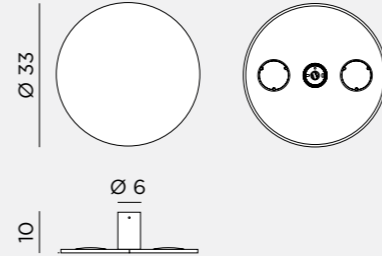
LED	17,5 watt
Kelvin	2.700 - 3.000
Dim	
Lumen	1.600
CRI	82
Class	A+

Catalogue
63

Rotaliana Satin Selection
20 43 62 64 65

Your Favourite Colour
RAL PANTONE NCS

H2 ceiling / wall



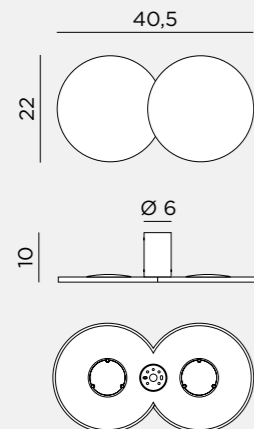
LED	35 watt
Kelvin	2.700 - 3.000
Dim	
Lumen	3.200
CRI	82
Class	A+

Catalogue
63

Rotaliana Satin Selection
20 43 62 64 65

Your Favourite Colour
RAL PANTONE NCS

H1 ceiling / wall



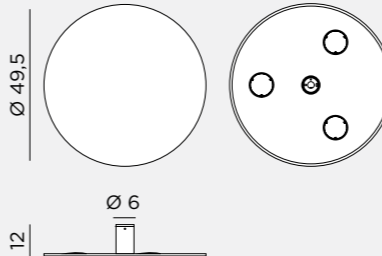
LED	35 watt
Kelvin	2.700 - 3.000
Dim	
Lumen	3.200
CRI	82
Class	A+

Catalogue
63

Rotaliana Satin Selection
20 43 62 64 65

Your Favourite Colour
RAL PANTONE NCS

H3 ceiling / wall



LED	52,5 watt
Kelvin	2.700 - 3.000
Dim	
Lumen	4.800
CRI	82
Class	A+

Catalogue
63

Rotaliana Satin Selection
20 43 62 64 65

Your Favourite Colour
RAL PANTONE NCS

COLORI / COLOURS / FARBEN



COLORI / COLOURS / FARBEN

