

NEU FAMILY

DESIGN BY HAY



HAY

- NEU FAMILY -

NEU FAMILY

The combination of Neu's ergonomically moulded shell with cast swivel base or solid wooden legs results in a perfectly defined profile. The durable, finely-grained plastic adds textural interest, while the rim detail gives the design structure and character. In the upholstered version a delicate stitching line runs across the seat and the piping detail accentuates the chair's raised rim. Its functional and comfortable construction and flexible design options makes it the perfect choice for offices or dining rooms.



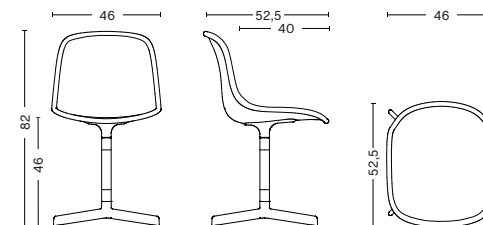
NEU 10

Neu's ergonomically moulded shell combined with its cast swivel base results in a perfectly defined profile. The durable, finely-grained plastic adds textural interest, while the rim detail gives the design structure and character. In the upholstered version, a delicate stitching line runs across the seat and the piping detail accentuates the chair's raised rim. Its functional and comfortable construction and flexible design options makes it the perfect choice for offices or dining rooms.





DIMENSIONS



W46 x D52,5 x H82 cm
Seat height 46 cm, Seat depth 40 cm

MATERIALS

SHELL / Injection moulded solid-coloured polypropylene shell.

The shell thickness narrows from 15 mm to 7 mm,
and features a 20 mm rim all the way round.

BASE / 4 star swivel base in cast aluminium.

With standard gliders / optional felt gliders.

FABRIC GROUPS

1 / Surface by HAY, Remix, Linara, Mode 2 / Steelcut, Steelcut Trio, Melange Nap, Lola, Olavi by HAY, Flamiber, Fairway 3 / Divina, Divina Melange, Divina MD, Fiord, Ruskin, Roden, Bolgheri, DOT 1682 4 / Hallingdal, Canvas, Lila, Harald, Compound 5 / Coda, Sierra, California, Balder 6 / Silk

BASE



BORDEAUX
POWDER COATED
ALUMINIUM



CREAM WHITE
POWDER COATED
ALUMINIUM



GREEN
POWDER COATED
ALUMINIUM



MUD GREY
POWDER COATED
ALUMINIUM



SOFT BLACK
POWDER COATED
ALUMINIUM



POLISHED
ALUMINIUM

SHELL



BORDEAUX



CREAM WHITE



GREEN



MUD GREY



ORANGE



SOFT BLACK





- NEU 10 -

COMBINATIONS

Shell \ Base						
	BORDEAUX	CREAM WHITE	GREEN	MUD GREY	SOFT BLACK	POLISHED ALUMINIUM
BORDEAUX	•					•
CREAM WHITE		•				•
GREEN			•			•
MUD GREY				•		•
ORANGE						•
SOFT BLACK					•	•

NEU 12

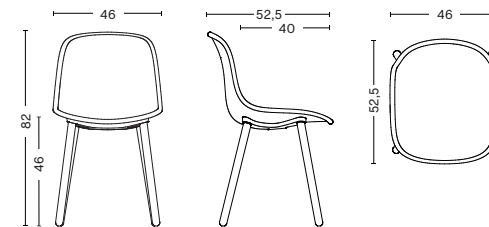
Neu 12's ergonomically moulded shell is reinforced with an aluminium construction under the seat to provide extra strength and durability. The finely-grained plastic adds textural interest, while the rim detail gives the design structure and solid wooden legs complete the perfectly defined profile. In the upholstered version a delicate stitching line runs across the seat, while a piping detail accentuates the chair's raised rim. Its robust, comfortable structure and flexible design options make it the ideal choice for both private and public environments.





- NEU 12 -

DIMENSIONS



W46 x D52,5 x H82 cm
Seat height 46 cm, Seat depth 40 cm

MATERIALS

SHELL / Injection moulded solid-coloured polypropylene

BASE / Die cast aluminium frame in soft black with solid wood legs

With standard gliders / optional felt gliders.

FABRIC GROUPS

1 / Surface by HAY, Remix, Linara, Mode 2 / Steelcut, Steelcut Trio, Melange Nap, Lola, Olavi by HAY, Flamiber, Fairway 3 / Divina, Divina Melange, Divina MD, Fiord, Ruskin, Roden, Bolgheri, DOT 1682 4 / Hallingdal, Canvas, Lila, Harald, Compound 5 / Coda, Sierra, California, Balder 6 / Silk

- NEU 12 -

BASE



OILED
SOLID OAK



MATT
LACQUERED
SOLID OAK



SOFT BLACK
STAINED SOLID
OAK

SHELL



BORDEAUX



CREAM WHITE



GREEN



MUD GREY



ORANGE



SOFT BLACK





- NEU 12 -

COMBINATIONS

Shell \ Base			
	OILED SOLID OAK	MATT LACQUERED OAK	SOFT BLACK STAINED SOLID OAK
BORDEAUX	•	•	•
CREAM WHITE	•	•	•
GREEN	•	•	•
MUD GREY	•	•	•
ORANGE	•	•	•
SOFT BLACK	•	•	•
UPHOLSTERED	•	•	•

NEU 13

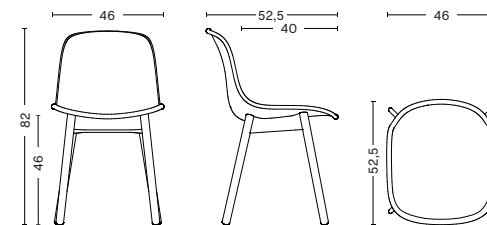
Neu's ergonomically moulded shell combined with its round solid wooden legs results in a perfectly defined profile. The durable, finely-grained plastic adds textural interest, while the rim detail gives the design structure and character. In the upholstered version, a delicate stitching line runs across the seat, while a piping detail accentuates the chair's raised rim. Its robust and comfortable construction and flexible design options makes it the perfect choice for offices or dining rooms.





- NEU 13 -

DIMENSIONS



W46 x D52,5 x H82 cm
Seat height 46 cm, Seat depth 40 cm

MATERIALS

SHELL / Injection moulded solid-coloured polypropylene shell.
The shell thickness narrows from 15 mm to 7 mm,
and features a 20 mm rim all the way round.

BASE / Solid wood legs.

With standard gliders / optional felt gliders.

FABRIC GROUPS

1 / Surface by HAY, Remix, Linara, Mode 2 / Steelcut, Steelcut Trio, Melange Nap, Lola, Olavi by HAY, Flamiber, Fairway 3 / Divina, Divina Melange, Divina MD, Fiord, Ruskin, Roden, Bolgheri, DOT 1682 4 / Hallingdal, Canvas, Lila, Harald, Compound 5 / Coda, Sierra, California, Balder 6 / Silk

BASE



MATT LACQUERED
SOLID ASH



OILED
SOLID OAK



MATT LACQUERED
SOLID OAK



SOFT BLACK
STAINED SOLID
OAK

SHELL



BORDEAUX



CREAM WHITE



GREEN



MUD GREY



ORANGE



SOFT BLACK





COMBINATIONS

Shell \ Base	Base			
	OILED SOLID OAK	MATT LACQUERED OAK	SOFT BLACK STAINED SOLID OAK	MATT LACQUERED SOLID ASH
BORDEAUX	•	•	•	•
CREAM WHITE	•	•	•	•
GREEN	•	•	•	•
MUD GREY	•	•	•	•
ORANGE	•	•	•	•
SOFT BLACK	•	•	•	•
UPHOLSTERED	•	•	•	•

- NEU FAMILY -

Please use below link to download
images of the Neu Family.

[Imagebank](#)

Please use below link for order
placement and further information.

[HAYb2b.com](https://www.hay.com/en-us/hayb2b)

HAY

www.hay.com

