



PRODUCT SHEET

New Norm Dinnerware Collection
by Norm Architects

New Norm Dinnerware Bowl

BY NORM ARCHITECTS

Rolled or slip cast double-fired porcelain bowls with hand-applied reactive glaze on dark variant.

Eave Dining Sofa, Black Steel / Moss 022, by Norm Architects
Harbour Column Dining Table, 70x60, Black Steel / Estremos Marble, by Norm Architects
New Norm Dinnerware, Dark Glazed, by Norm Architects



PRODUCT OPTIONS

BOWL Ø7,5



Dark Glazed
2033530

BOWL Ø10



Dark Glazed
2032530

BOWL Ø13,5



Dark Glazed
2016530

New Norm Dinnerware Bowl

BY NORM ARCHITECTS

TECHNICAL SPECIFICATIONS

PRODUCT TYPE
Bowl

COLLI
4

DIMENSIONS

Ø7,5
Ø: 7,5 cm / 3"
H: 4,3 cm / 1,7"

Ø10
Ø: 10 cm / 3,9"
H: 5,3 xm / 2,1"

Ø13,5
Ø: 13,5 cm / 5,3"
H: 5,8 cm / 2,3"

PRODUCTION PROCESS
Stoneware shaped by rolling. And fired with oxidation firing (fired at 1260 - 1300 degree celsius, cone 8 - 10).

COLOURS
Dark glazed

MATERIALS
Clay and glaze.

WEIGHT
Ø7,5: 0,089 kg / 0,2 lb
Ø10: 0,177 kg / 0,4 lb
Ø13,5: 0,323 kg / 0,7lb

PACKAGING TYPE
Brown box, bulk packaged.

PACKAGING MEASUREMENTS (H x W x D)

Ø7,5
4,5 cm x 8 cm x 8 cm / 1,8" x 3,1" x 3,1"

Ø10
5,5 cm x 11,5 cm x 11,5 cm / 2,2" x 4,5" x 4,5"

Ø13,5
6 cm x 14 cm x 14 cm / 2,4" x 5,5" x 5,5"

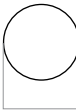
MATERIALS & MAINTENANCE
Please visit [menuspace.com](https://www.menuspace.com) for materials and care and maintenance instructions.

BOWL Ø7,5



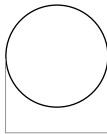
Ø: 7,5cm / 3"

BOWL Ø10



Ø: 10 cm / 3,9"

BOWL Ø13,5



Ø: 13,5 cm / 5,3"

New Norm Dinnerware Bowl

BY NORM ARCHITECTS

Rolled or slip cast double-fired porcelain bowls with hand-applied glaze in reactive glaze on dark variant.

New Norm Dinnerware, Dark Glazed, by Norm Architects



PRODUCT OPTIONS

BOWL Ø17,5



Dark Glazed
2017530

BOWL Ø21,5



Dark Glazed
2018530

BOWL Ø25



Dark Glazed
2019530

New Norm Dinnerware Bowl

BY NORM ARCHITECTS

TECHNICAL SPECIFICATIONS

PRODUCT TYPE
Bowl

COLLI
Ø 17,5: 4
Ø 21,5: 4
Ø 25: 2

DIMENSIONS

Ø17,5
Ø: 17,5 cm / 6,9"
H: 6,3 cm / 2,5"

Ø21,5
Ø: 21,5 cm / 8,5"
H: 6,8 cm / 2,7"

Ø25
Ø: 25 cm / 9,8"
H: 7,8 cm / 3,1"

PRODUCTION PROCESS
Stoneware shaped by rolling. And fired with oxidation firing (fired at 1260 - 1300 degree celsius, cone 8 - 10).

COLOURS
Dark glazed

MATERIALS
Clay, glaze.

WEIGHT
Ø17,5: 0,472 kg / 1,04 lb
Ø21,5: 0,968 kg / 2,13 lb
Ø25: 1,3 kg / 2,87 lb

PACKAGING TYPE
Brown box, bulk packaged.

PACKAGING MEASUREMENTS (H x W x D)


Ø17,5
6,5 cm x 18 cm x 18 cm / 2,6" x 7,1" x 7,1"

Ø21,5
7 cm x 22 cm x 22 cm / 2,8" x 8,7" x 8,7"

Ø25
8 cm x 25,5 cm x 25,5 cm / 3,1" x 10,0" x 10,0"


MATERIALS & MAINTENANCE
Please visit [menuspace.com](https://www.menuspace.com) for materials and care and maintenance instructions.

BOWL Ø17,5




Ø: 17,5 cm / 6,9"

BOWL Ø21,5



Ø: 21,5 cm / 8,5"

BOWL Ø25



Ø: 25 cm / 9,8"

New Norm Dinnerware Low Bowl

BY NORM ARCHITECTS

Rolled or slip cast double-fired porcelain bowls with hand-applied reactive glaze on dark variant.



Dark Glazed
2031530

New Norm Dinnerware, Dark Glazed, by Norm Architects



New Norm Dinnerware Low Bowl

BY NORM ARCHITECTS

TECHNICAL SPECIFICATIONS

PRODUCT TYPE
Bowl

COLLI
4

DIMENSIONS
Ø: 13,5 cm / 5,3"
H: 5 cm / 1,9"

PRODUCTION PROCESS
Stoneware shaped by rolling. And fired with oxidation firing (fired at 1260 - 1300 degree celsius, cone 8 - 10).

COLOURS
Dark glazed

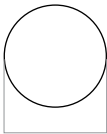
MATERIALS
Clay, glaze

WEIGHT
0,24 kg / 0,53 lb

PACKAGING TYPE
Brown box, bulk packaged.

PACKAGING MEASUREMENTS (H x W x D)
5,5 cm x 13,5 cm x 13,5 cm / 2,2" x 5,3" x 5,3"

MATERIALS & MAINTENANCE
Please visit menuspace.com for materials and care and maintenance instructions.



Ø: 13,5 cm / 5,3"

New Norm Dinnerware Footed Bowl

BY NORM ARCHITECTS

The New Norm Dinnerware Collection by Norm Architects is an ever-evolving series of dinnerware with a true Nordic feel. Complex and inspiring and urban yet rural, the hand-glazed ceramic pieces in Dark Glaze or Red Glaze, which work beautifully together or alone.

New Norm Dinnerware Footed Bowl, Red Glazed, by Norm Architects



PRODUCT OPTIONS



Dark Glazed
2042530



Red Glazed
2042349

New Norm Dinnerware Footed Bowl

BY NORM ARCHITECTS

TECHNICAL SPECIFICATIONS

PRODUCT TYPE
Bowl

COLLI
4

DIMENSIONS
H: 6 cm / 2,4"
Ø: 12 cm / 4,7"

PRODUCTION PROCESS
Slip casted and moulded ceramic

COLOURS
Dark glazed
Red glazed

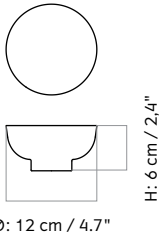
MATERIALS
Glazed cramic

WEIGHT
0,21 kg / 0,46 lb

PACKAGING TYPE
Gift box

PACKAGING MEASUREMENTS (H x W x D)
6,4 cm x 13,7 cm x 12,5 cm / 2,5" x 5,4" x 4,9"

MATERIALS & MAINTENANCE
Please visit menuspace.com for materials and care and maintenance instructions.



New Norm Dinnerware Fruit Bowl

BY NORM ARCHITECTS

The New Norm Dinnerware Collection by Norm Architects is an ever-evolving series of dinnerware with a true Nordic feel. Complex and inspiring and urban yet rural, the hand-glazed ceramic pieces in Dark Glaze or Red Glaze, which work beautifully together or alone.



Dark Glazed
2036530

New Norm Fruit Bowl, Dark Glazed, by Norm Architects



New Norm Dinnerware Fruit Bowl

BY NORM ARCHITECTS

TECHNICAL SPECIFICATIONS

PRODUCT TYPE
Bowl

COLLI
1

DIMENSIONS
H: 13 cm / 15,1"
Ø: 24,8 cm / 9,8"

PRODUCTION PROCESS
Moulded ceramic

COLOURS
Dark glazed

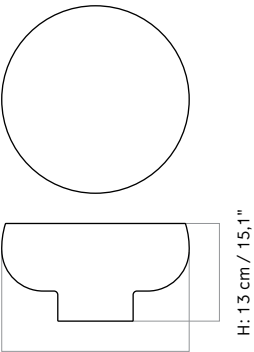
MATERIALS
Glazed ceramic

WEIGHT
1,573 kg / 3,46 lb

PACKAGING TYPE
Brown box, bulk packaged

PACKAGING MEASUREMENTS (H x W x D)
N / A

MATERIALS & MAINTENANCE
Please visit menuspace.com for materials and care and maintenance instructions.



Ø: 24,8 cm / 9,8"

H: 13 cm / 15,1"

New Norm Dinnerware Plate

BY NORM ARCHITECTS

Rolled or slip cast double-fired porcelain plates with hand-applied reactive glaze on dark variant.



Dark Glazed
2010530

New Norm Dinnerware, Dark Glazed, by Norm Architects



New Norm Dinnerware Plate

BY NORM ARCHITECTS

TECHNICAL SPECIFICATIONS

PRODUCT TYPE
Plate or dish

COLLI
6

DIMENSIONS
Ø: 27,5 cm / 11,2"
H: 2 cm / 0,8"

PRODUCTION PROCESS
Stoneware shaped by rolling. And fired with oxidation firing (fired at 1260 - 1300 degree celsius, cone 8 - 10).

COLOURS
Dark glazed


MATERIALS
Clay, glaze

WEIGHT
0,72 kg / 1,59 lb

PACKAGING TYPE
Brown box, bulk packaged.

PACKAGING MEASUREMENTS (H x W x D)
2,2 cm x 28 cm x 28 cm / 0,9" x 11" x 11"

MATERIALS & MAINTENANCE
Please visit menuspace.com for materials and care and maintenance instructions.



Ø: 27,5 cm / 11,2"

New Norm Dinnerware Plate/Dish

BY NORM ARCHITECTS

Rolled or slip cast double-fired porcelain plates with hand-applied reactive glaze on dark variant.

New Norm Dinnerware, Dark Glazed, by Norm Architects



PRODUCT OPTIONS

SIDE PLATE Ø19



Dark Glazed
2020530

LUNCH PLATE Ø23



Dark Glazed
2014530

PLATE / DISH Ø27



Dark Glazed
2024530

New Norm Dinnerware Plate/Dish

BY NORM ARCHITECTS

TECHNICAL SPECIFICATIONS

PRODUCT TYPE
Plate

COLLI
6

DIMENSIONS

Side Plate
Ø: 19 cm / 7,5"
H: 1,5 cm / 0,6"

Lunch Plate
Ø: 23 cm / 9,1"
H: 1,5 cm / 0,6"

Plate / Dish
Ø: 27 cm / 10,6"
H: 1,5 cm / 0,6"

PRODUCTION PROCESS
Stoneware shaped by rolling. And fired with oxidation firing (fired at 1260 - 1300 degree celsius, cone 8 - 10).

COLOURS
Dark glazed

MATERIALS
Clay, glaze

WEIGHT
Side Plate: 0,36 kg / 0,79 lb
Lunch Plate: 0,49 kg / 1,08 lb
Plate / Dish: 0,78 kg / 1,72 lb

PACKAGING TYPE
Brown box, bulk packaged.

PACKAGING MEASUREMENTS (H x W x D)

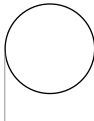
Side Plate:
1,5 cm x 19,5 cm x 19,5 cm / 0,6" x 7,7" x 7,7"

Lunch Plate
1,7 cm x 23,5 cm x 23,5 cm / 0,7" x 9,3" x 9,3"

Plate / Dish
2 cm x 27,5 cm x 27,5 cm / 0,8" x 10,8" x 10,8"


MATERIALS & MAINTENANCE
Please visit [menuspace.com](https://www.menuspace.com) for materials and care and maintenance instructions.

SIDE PLATE Ø19




Ø: 19 cm / 7,5"

LUNCH PLATE Ø23



Ø: 23 cm / 9,1"

PLATE / DISH Ø27



Ø: 27 cm / 10,6"

New Norm Dinnerware Plate/Lid

BY NORM ARCHITECTS

Rolled or slip cast double-fired porcelain plates with hand-applied reactive glaze on dark variant. Can be used as lid for New Norm Dinnerware Bowls.

New Norm Dinnerware, Dark Glazed, by Norm Architects



PRODUCT OPTIONS

PLATE / LID Ø13,5



Dark Glazed
2011530

PLATE / LID Ø17,5



Dark Glazed
2012530

PLATE / LID Ø21,5



Dark Glazed
2013530

New Norm Dinnerware Plate/Lid

BY NORM ARCHITECTS

TECHNICAL SPECIFICATIONS

PRODUCT TYPE
Plate / Lid

COLLI
6

DIMENSIONS

Ø13,5
Ø: 13,5 cm / 5,3"
H: 0,8 cm / 0,3"

Ø17,5
Ø: 17,5 cm / 6,9"
H: 0,8 cm / 0,3"

Ø21,5
Ø: 21,5 cm / 8,5"
H: 0,8 cm / 0,3"

PRODUCTION PROCESS
Stoneware shaped by rolling. And fired with oxidation firing (fired at 1260 - 1300 degree celsius, cone 8 - 10).

COLOURS
Dark glazed

MATERIALS
Clay, glaze

WEIGHT
Ø13,5: 0,221 kg / 0,49 lb
Ø17,5: 0,429 kg / 0,95 lb
Ø21,5: 0,622 kg / 1,37 lb

PACKAGING TYPE
Brown box, bulk packaged.

PACKAGING MEASUREMENTS (H x W x D)


Ø13,5
1,2 cm x 14 cm x 14 cm / 0,5" x 5,5" x 5,5"

Ø17,5
1,2 cm x 18 cm x 18 cm / 0,5" x 7,1" x 7,1"

Ø21,5
1,2 cm x 22 cm x 22 cm / 0,5" x 8,7" x 8,7"


MATERIALS & MAINTENANCE
Please visit menuspace.com for materials and care and maintenance instructions.

PLATE / LID Ø13,5




Ø: 13,5 cm / 5,3"

PLATE / LID Ø17,5



Ø: 17,5 cm / 6,9"

PLATE / LID Ø21,5



Ø: 21,5 cm /8,5 "

New Norm Dinnerware Plate

BY NORM ARCHITECTS

The New Norm Dinnerware Collection by Norm Architects is an ever-evolving series of dinnerware with a true Nordic feel. Complex and inspiring and urban yet rural, the hand-glazed ceramic pieces in Dark Glaze or Red Glaze, which work beautifully together or alone.

PRODUCT OPTIONS



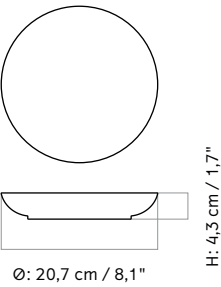
Dark Glazed
2037530

New Norm Dinnerware Plate

BY NORM ARCHITECTS

TECHNICAL SPECIFICATIONS

PRODUCT TYPE Plate	PRODUCTION PROCESS Moulded ceramic	PACKAGING TYPE Brown box, bulk packaged
COLLI 2	COLOURS Dark glazed	PACKAGING MEASUREMENTS (H x W x D) N / A
DIMENSIONS H: 4,3 cm / 1,7" Ø: 20,7 cm / 8,1"	MATERIALS Glazed ceramic	MATERIALS & MAINTENANCE Please visit menuspace.com for materials and care and maintenance instructions.
	WEIGHT 0,5 kg / 1,1 lb	



Ø: 20,7 cm / 8,1"

H: 4,3 cm / 1,7"

New Norm Dinnerware Wooden Plate

BY NORM ARCHITECTS

The New Norm Dinnerware Collection by Norm Architects is an ever-evolving series of dinnerware with a true Nordic feel. Complex and inspiring and urban yet rural, the hand-glazed ceramic pieces in Dark Glaze or Red Glaze, which work beautifully together or alone.

New Norm Dinnerware Wooden Plate, Dark Glazed, by Norm Architects



PRODUCT OPTIONS



Oiled Oak
2038039

New Norm Dinnerware Wooden Plate

BY NORM ARCHITECTS

TECHNICAL SPECIFICATIONS

PRODUCT TYPE
Plate

COLLI
2

DIMENSIONS
H: 0,6 cm / 0,2"
Ø: 11,4 cm / 4,5"

PRODUCTION PROCESS
Milled wood

COLOURS
Oiled oak

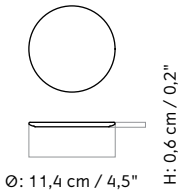
MATERIALS
Solid wood

WEIGHT
0,12 kg / 0,26 lb

PACKAGING TYPE
Gift Box

PACKAGING MEASUREMENTS (H x W x D)
3,1 cm x 11,9 cm x 12 cm / 1,2" x 4,7" x 4,7"

MATERIALS & MAINTENANCE
Please visit menuspace.com for materials and care and maintenance instructions.



New Norm Dinnerware Cup

BY NORM ARCHITECTS

The New Norm Dinnerware Collection by Norm Architects is an ever-evolving series of dinnerware with a true Nordic feel. Complex and inspiring and urban yet rural, the hand-glazed ceramic pieces in Dark Glaze or Red Glaze, which work beautifully together or alone.



New Norm Cup, Dark Glazed, by Norm Architects



PRODUCT OPTIONS



Dark Glazed
2041530



Red Glazed
2041530

New Norm Dinnerware Cup

BY NORM ARCHITECTS

TECHNICAL SPECIFICATIONS

PRODUCT TYPE
Cup

COLLI
4

DIMENSIONS
H: 8,2 cm / 3,2"
Ø: 9 cm / 3,5"
Vol: 260 ml / 8,8 oz

PRODUCTION PROCESS
Slip casted ceramic

COLOURS
Dark glazed
Red glazed

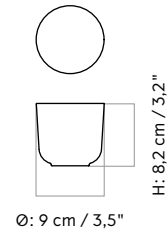
MATERIALS
Glazed ceramic

WEIGHT
0,4 kg / 0,88 lb

PACKAGING TYPE
Gift box

PACKAGING MEASUREMENTS (H x W x D)
9,7 cm x 20,3 cm x 9 cm / 3.8" x 8,0" x 3,5"

MATERIALS & MAINTENANCE
Please visit menuspace.com for materials and care and maintenance instructions.



New Norm Dinnerware Cup w/Handle

BY NORM ARCHITECTS

The New Norm Dinnerware Collection by Norm Architects is an ever-evolving series of dinnerware with a true Nordic feel. Complex and inspiring and urban yet rural, the hand-glazed ceramic pieces in Dark Glaze or Red Glaze, which work beautifully together or alone.



Dark Glazed
2039530



Red Glazed
2039349

New Norm Dinnerware Cup w/Handle, Red Glazed, by Norm Architects

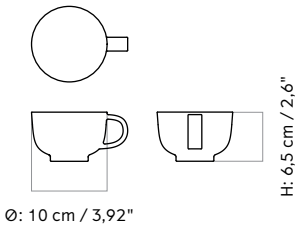


New Norm Dinnerware Cup w/Handle

BY NORM ARCHITECTS

TECHNICAL SPECIFICATIONS

PRODUCT TYPE Cup	PRODUCTION PROCESS Slip casted ceramic	PACKAGING TYPE Gift box
COLLI 4	COLOURS Dark glazed Red glazed	PACKAGING MEASUREMENTS (H x W x D) 7,4 cm x 25,9 cm x 12,9 / 2,9" x 10,2" x 5,1"
DIMENSIONS H: 6,5 cm / 2,6" Ø: 10 cm / 3,92" Vol: 250 ml / 8,5 oz	MATERIALS Glazed ceramic	MATERIALS & MAINTENANCE Please visit menospace.com for materials and care and maintenance instructions.
	WEIGHT 0,46 kg / 1,02 lb	



New Norm Dinnerware Espresso Cup

BY NORM ARCHITECTS

The New Norm Dinnerware Collection by Norm Architects is an ever-evolving series of dinnerware with a true Nordic feel. Complex and inspiring and urban yet rural, the hand-glazed ceramic pieces in Dark Glaze or Red Glaze, which work beautifully together or alone.



New Norm Cup, Dark Glazed, by Norm Architects



PRODUCT OPTIONS



Dark Glazed
2040530



Red Glazed
2040349

New Norm Dinnerware Espresso Cup

BY NORM ARCHITECTS

TECHNICAL SPECIFICATIONS

PRODUCT TYPE
Cup

COLLI
4

DIMENSIONS
H: 5,8 cm / 2,3"
Ø: 6,4 cm / 2,5"
Vol: 85 ml / 2,9 oz

PRODUCTION PROCESS
Slip casted ceramic

COLOURS
Dark glazed
Red glazed

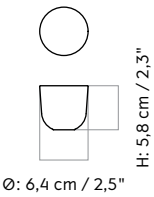
MATERIALS
Glazed ceramic

WEIGHT
0,15 kg / 0,33 lb

PACKAGING TYPE
Gift box

PACKAGING MEASUREMENTS (H x W x D)
7,1 cm x 15,1 cm x 6,7 cm / 2,8" x 5,9" x 2,6"

MATERIALS & MAINTENANCE
Please visit menuspace.com for materials and care and maintenance instructions.



New Norm Thermo Cup

BY NORM ARCHITECTS

Slip cast double-fired porcelain Thermo cups with hand-applied reactive glaze on dark variant.

New Norm Thermo Cup, Dark Glazed, by Norm Architects



PRODUCT OPTIONS



Dark Glazed
4534530

New Norm Thermo Cup

BY NORM ARCHITECTS

TECHNICAL SPECIFICATIONS

PRODUCT TYPE
Thermo Cup

COLLI
4

DIMENSIONS
H: 9 cm / 3,5"
Ø: 8 cm / 3,1"
V: 210 ml

PRODUCTION PROCESS
Stoneware shaped by rolling. And fired with oxidation firing (fired at 1260 - 1300 degree celsius, cone 8 - 10).

COLOURS
Dark glazed

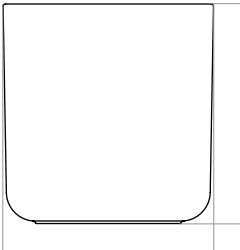
MATERIALS
Clay, glaze

WEIGHT
0,266 kg / 0,59 lb

PACKAGING TYPE
Brown box, bulk packaged.

PACKAGING MEASUREMENTS (H x W x D)
8,5 cm x 8,5 cm x 9,5cm / 3,3" x 3,3" x 3,7"

MATERIALS & MAINTENANCE
Please visit menuspace.com for materials and care and maintenance instructions.



Ø: 8 cm / 3,1"

H: 9 cm / 3,5"